


Project Upgrading from 2006 ActiveX Edition

PBEmail 7 ActiveX Edition
ActiveX Component

Document Version 1.0.0
Last Updated: July 29, 2007
Category: PBEmail 7 ActiveX Edition



perfectionbytes
Components that Power your Applications





Project upgrading from 2006 to 7 ActiveX Edition

Contents

Contents	2
1. Introduction	3
2. What's new	3
3. Compatibility with 2006 projects.....	3
4. Upgrading a Visual Basic 6.0 project	4
4.1 Reference Change	4
4.2 Library Replacement.....	5
4.3 Key Code Replacement	6
5. How to Upgrade.....	7



Project upgrading from 2006 to 7 ActiveX Edition

1. Introduction

This document includes basic information about PBEmail 7 ActiveX Edition and how to upgrade a project created with 2006 ActiveX Edition to the new version.

2. What's new

The four main new features included in this release are:

- **Performance:** This new release includes huge performance improvements. We have revised and improved all our code, optimizing each algorithm and reducing network calls when possible, improving sending speed both when using direct sending, and a specific SMTP server.
- **DNS Servers Cache:** We had included an internal high performance DNS server's cache. This means that PBEmail will now remember DNS queries made for some time, boosting direct sending of emails when sending to multiple emails over the same domain.
- **Improved ESMTP Support:** ESMTP support is improved to improve even more the performance and speed. Commands sent to server are now optimized to improve speed when authorizing to a SMTP using a login/password.
- **Logging Capabilities:** We have added logging capabilities. We now provide a complete object model to create logs. File logging/Memory logging with text format is included, and interfaces and objects can be easily extended to create custom loggers and/or formats.

Additional improvements and internal changes are included in this new release.

3. Compatibility with 2006 projects

In the past, we used to break both binary and project compatibility when we released upgrades. This was done for a specific reason (improve the programming model), but it translated in higher costs for you to upgrade your applications to the new version.



Project upgrading from 2006 to 7 ActiveX Edition

We heard your feedback for this release, and based on the fact that our object model is mature and stable, we decided not to break project compatibility in this release. This means translates in an easy and low cost process to upgrade a 2006 ActiveX Edition based project to PBEmail 7 ActiveX Edition. This is how compatibility works:

- **Project Compatibility: Compatible**
Projects can be easily upgraded to use the new PBEmail 7 ActiveX Edition. By changing the project reference form the 2006 ActiveX Edition to the 7 ActiveX Edition dll, replacing any reference to the PBEmail2006 Library to PBEmail7 and recompiling, you can have your project working.
- **Binary Compatibility: Not Compatible**
Projects already compiled with 2006 ActiveX Edition will not use new component, and will continue using the 2006 version. This warrants that your projects will continue working with your old license code and that 2006 ActiveX Edition compiled projects can coexist with 7 ActiveX Edition compiled projects in the same system.

4. Upgrading a Visual Basic 6.0 project

To upgrade a project created with PBEmail 2006 ActiveX Edition to PBEmail 7 ActiveX Edition, you only need to follow 3 simple steps: a reference change, library replacement and Key Code replacement. After this your application will be ready to use PBEmail 7 ActiveX Edition.

Important: Please backup your project before doing this procedure.

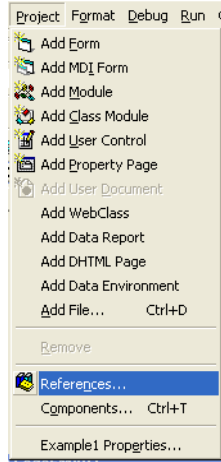
4.1 Reference Change

To replace the reference, open your project in the Visual Basic 6.0 editor.

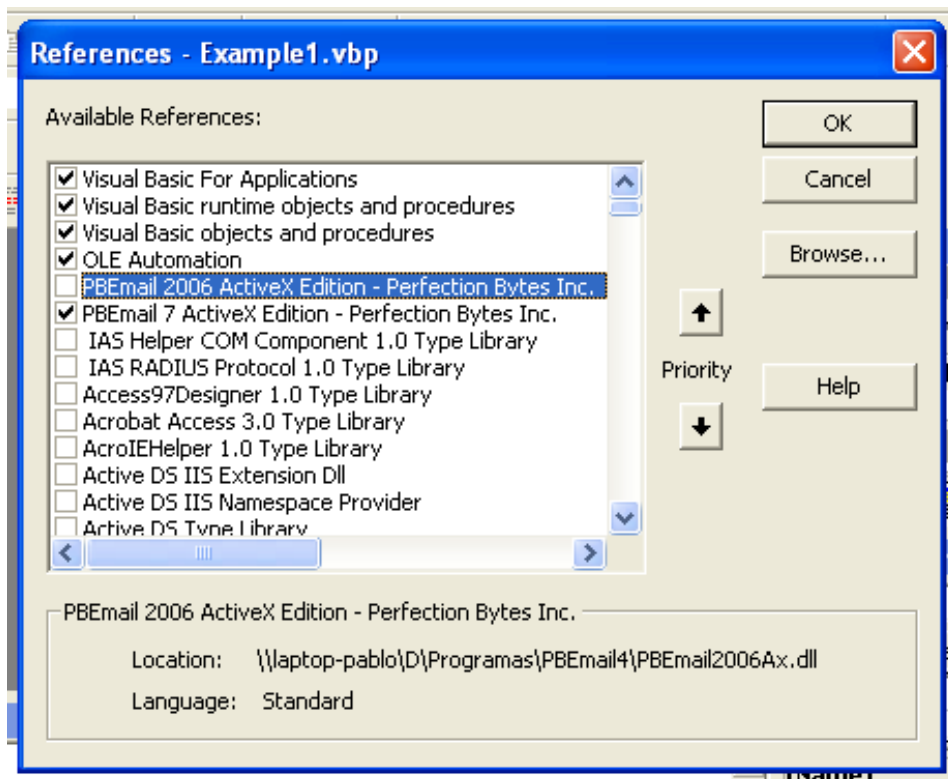
Go to the Project Menu and click on References



Project upgrading from 2006 to 7 ActiveX Edition



From there, unselect the PBEmail 2006 ActiveX Edition library and select the new PBEmail 7 ActiveX Edition.



At this point you are done and ready to continue with the next step.

4.2 Library Replacement

PBEmail 2006 ActiveX Edition class library was PBEmail2006. PBEmail 7 ActiveX Edition changes the class library to PBEmail7. This means that each



Project upgrading from 2006 to 7 ActiveX Edition

line of code where you specify the PBEmail2006 library explicitly should be replaced.

Example of this are EmailSender events, that should have a signature similar to the following one:

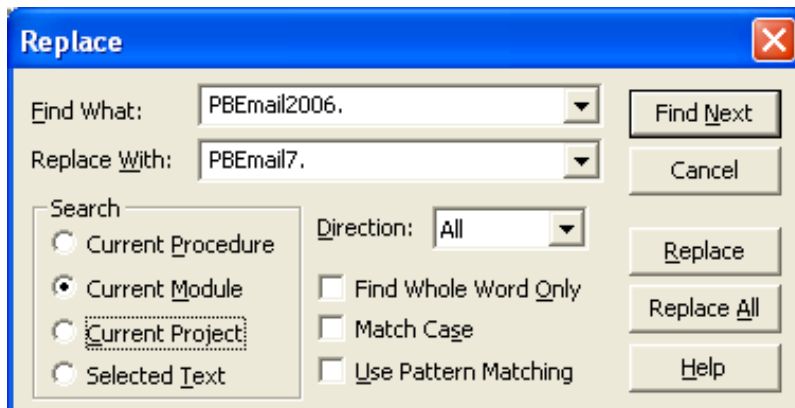
```
Private Sub objEmailSender_EmailStatusChanged(ByVal EventArgs As PBEmail2006.EmailStatusChangedEventArgs)
```

When replaced, the line should look like:

```
Private Sub objEmailSender_EmailStatusChanged(ByVal EventArgs As PBEmail7.EmailStatusChangedEventArgs)
```

The easiest way to do this, is to do a Find and Replace. This will work as long as you don't have any variable with the name PBEmail2006 (hopefully you don't).

Open the Find and Replace dialog and do a replace of "PBEmail2006." For "PBEmail7." for the complete project. Dialog should look like this:



After this, click the "Replace All" button. This should replace all your references.

4.3 Key Code Replacement

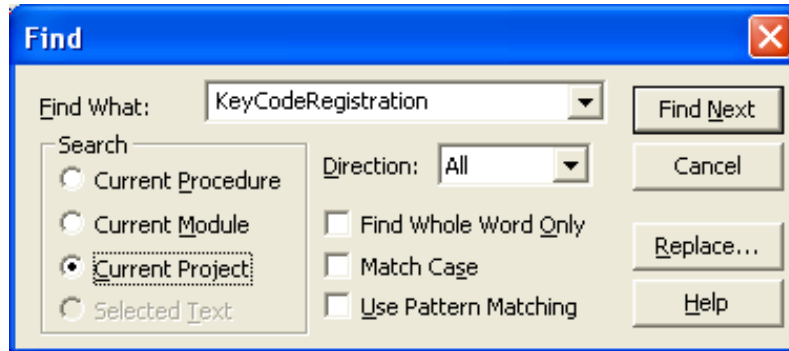
PBEmail 2006 ActiveX Edition Key Codes are NOT valid with PBEmail 7 ActiveX Edition. For this reason you will need to update all places in code where you use your old code with a new code for PBEmail 7 ActiveX Edition.

For information about how to obtain a code for PBEmail 7 ActiveX Edition, please [read section 5 below](#).

To do this, use the Find dialog in Visual Basic 6.0 to locate every place in the project where you use the KeyCodeRegistration class.



Project upgrading from 2006 to 7 ActiveX Edition



Update each place with your new Key Code information, which is just replacing the old code with the new one.

You are now ready to run your application using PBEmail 7 ActiveX Edition.

5. How to Upgrade

You are entitled to a free upgrade if you purchased the component on January 30 of 2007 or after, or you have a valid and active upgrade subscription. If this is your case, please send an email to upgrade@perfectionbytes.com, including your Full name, Order #, and PBEmail 2006 ActiveX Edition key code. You will receive your PBEmail 7 ActiveX Edition key code information in 24-72h.

If you purchased the component on January 30 of 2007 or before, and you don't have an active upgrade subscription, you can upgrade at the 50% of the full component price. To do this you must have an upgrade coupon code to use at the checkout in the shopping cart. You can use the upgrade code included in the PBEmail 7 ActiveX Edition release email, or request it by sending an email to upgrade@perfectionbytes.com, including your Full name, Order #, and PBEmail 2006 ActiveX Edition key code. You will receive the upgrade information in 24-72h.

Visit our online store at: <http://www.perfectionbytes.com/shop>